

Ohio History Teachers History-to-Go Van

AMERICAN INDIAN EXPERIENCE (Grades 1, 2, 3, 4, 5 & 6)

Description: Students use and read maps and timelines, handle authentic and reproduction artifacts, and engage in a variety of hands-on activities representative of Ohio's Prehistoric Peoples and Historic Indians. Following a brief orientation presentation, including a discussion on how historians study the past, the students will break into groups and move between six stations where they will learn about topics ranging from crafts to games and clothing to ways of life. Following the program, students will compare the cultural practices and products of Ohio's Prehistoric Peoples and Historic Indians and draw conclusions. This highly active experience is best set up in a large activity area or gymnasium or outside. The History To Go Van is available to visit multiple classes at your school for a half-day (up to 3 hours/4 sessions) or a full day (up to 6 hours/8 sessions).

Primary Objective: Through hands on activities, students will experience some cultural practices and products of prehistoric peoples and historic Indians.

Location: OHS Representative travels to your school

Availability: Wednesdays, September – February, expect December 23 and 30; Tuesdays and Wednesdays, March and April; any day June – August.

Time Allowance: Half-Day – 3 hours or 4 sessions
Full-Day – 6 Hours or 8 sessions

Cost: Half-Day - \$200.00 plus mileage

Full-Day - \$350.00 plus mileage

The school will be responsible for providing 6 volunteers who will help the entire time.

What will the students do? Activities may include:

What's It Table: Students handle authentic and reproduction artifacts and view a timeline and physical and political maps relating to Ohio's Prehistoric Peoples and Historic Indians.

Trading Post: Students (Indians) role play with presenter (fur trader) and learned about the fur trade, the practice of bartering, and local and imported resources and goods of the time.

Atlatl throwing: Students use this innovative technological achievement of prehistoric technology to throw spears.

Life Skill Games: Students play games of skill designed to help prehistoric and historic Indians hone hunting skills.

Food Preparation: Students use bone knives and a mortar and pestle learn about methods of prehistoric and historic food preparation.

Pump Drills: Student make necklaces to take home by using an historic Indian pump-drill to make a hole in a medallion or shell.

Vocabulary:

Archaeologist – A person who studies ancient cultures through the examination of their buildings, tools, and other objects.

Artifact – A material object of a culture such as a tool, an article of clothing, or a prepared food.



Ohio History Teachers History-to-Go Van

AMERICAN INDIAN EXPERIENCE (Grades 1, 2, 3, 4, 5 & 6)

Cultural Practice – A pattern of behavior accepted by a society.

Cultural Product – A tangible (e.g., a painting, a cathedral, a mosque, a piece of literature, a pair of chopsticks) or intangible (e.g., an oral tale, a dance, a sacred ritual, a system of education) aspect produced by a cultural group.

Culture - Learned behavior of a group of people, which includes their belief systems and languages, their social relationships, their institutions and organizations, and their material goods such as food, clothing, buildings, tools, and machines.

Physical Map – A portrayal on a flat surface of the physical features of the Earth (e.g., landforms, elevations).

Political Map – A portrayal on a flat surface of the political features of the Earth (e.g., international boundaries, capitals, political subdivisions).

Prehistoric - Belonging to or existing in times before recorded history.

Primary Source - An account of an event by someone who was present at the event.

Secondary source - An account of an event by someone who was not present at the event.

Shard - A fragment or broken piece, esp. of pottery.

Sinew – A thread or cord made from uncured animal tendon.

Pre Visit Activity:

Go over the definitions of cultural practice, cultural products, prehistoric, histories Prehistoric Peoples, and Historic Indians

For information on these topics, see the Ohio History Central entries below.

Prehistory <http://www.ohiohistorycentral.org/category.php?c=PH>

Historic Period <http://www.ohiohistorycentral.org/entry.php?rec=1284>

These sites provide excellent and concise information about the cultural practices and products of Paleo Archaic, Woodland, Late Prehistoric, and Historic Indians. This information may be used to augment the hands on experience of the program.

Assessment Activity: Following the program the presenters will sit down with the students and engage in a conversation of what they learned as a result of their experience with the program.

Post Visit Assessment Activity:

Using Venn diagrams, students will compare the cultural practices and products of Ohio's Prehistoric Peoples and Historic Indians and draw conclusions.



Ohio History Teachers History-to-Go Van

AMERICAN INDIAN EXPERIENCE (Grades 1, 2, 3, 4, 5 & 6)

Social Studies Standards Connections (by Alignment of Benchmarks and Grade-Level Indicators):

- Grade 1: History – B3, C4, C5; Geography – C7; Social Studies Skills and Methods A1, D6
- Grade 2: History – C4, C5, C6a, C6b; Social Studies Skills and Methods - A1
- Grade 3: History – C3g, C3i; People in Societies – A1; Geography – A1, A3. Social Studies Skills and Methods – A1
- Grade 4: History – B2; People in Societies – A1; Social Studies Skills and Methods – A3, A4, D10b
- Grade 5: History – B2; People in Societies – A1; Geography – B7; Social Studies Skills and Methods – A3, D9b
- Grade 6: History B3, D5



Ohio History Teachers History-to-Go Van

Life in Historic Indian Times Grades 1 and 2 Assessment Activity (1)

Draw a picture that shows what you found out about living in Indian times. Think about how families lived in Indian times. What work did they do? What types of transportation did they have?

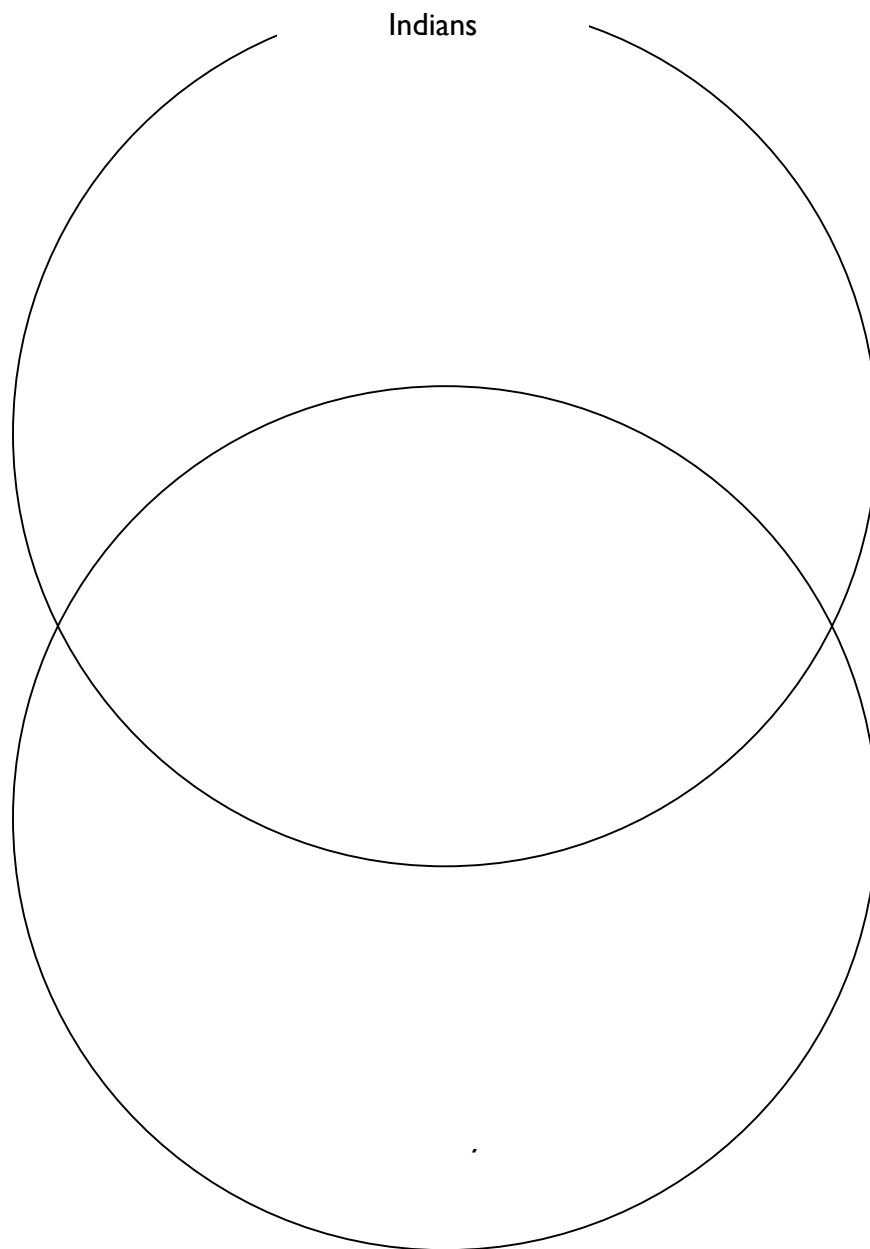


How was life different for the Indians from how you live today? _____



Compare Historic Indian Times to Today
Grades 1 and 2 Assessment Activity (2)

Compare life in Indian times to today.



My Conclusions: _____

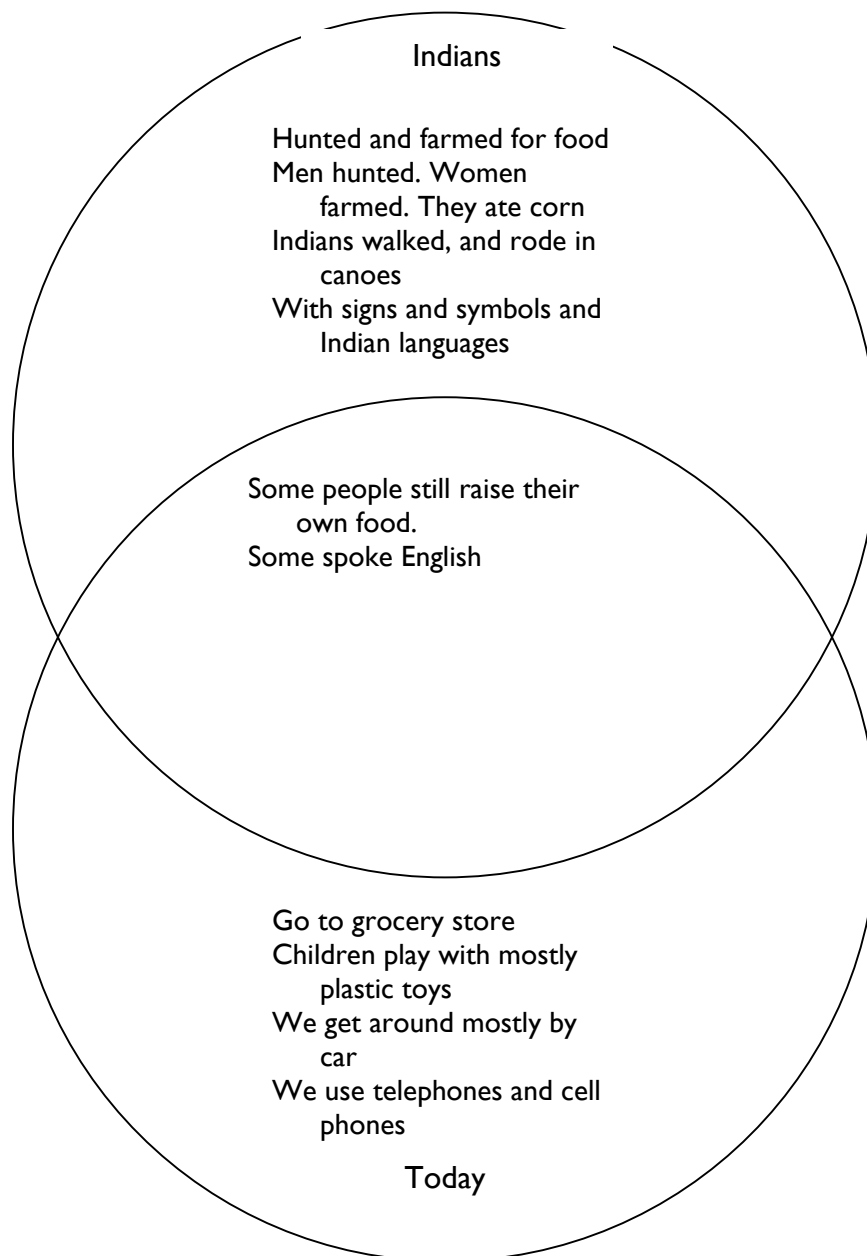


Compare Historic Indian Times to Today

Grades 1 and 2 Assessment Activity (2)

Venn diagram with some of the possible answers and conclusions

Compare life in Indian times to today.

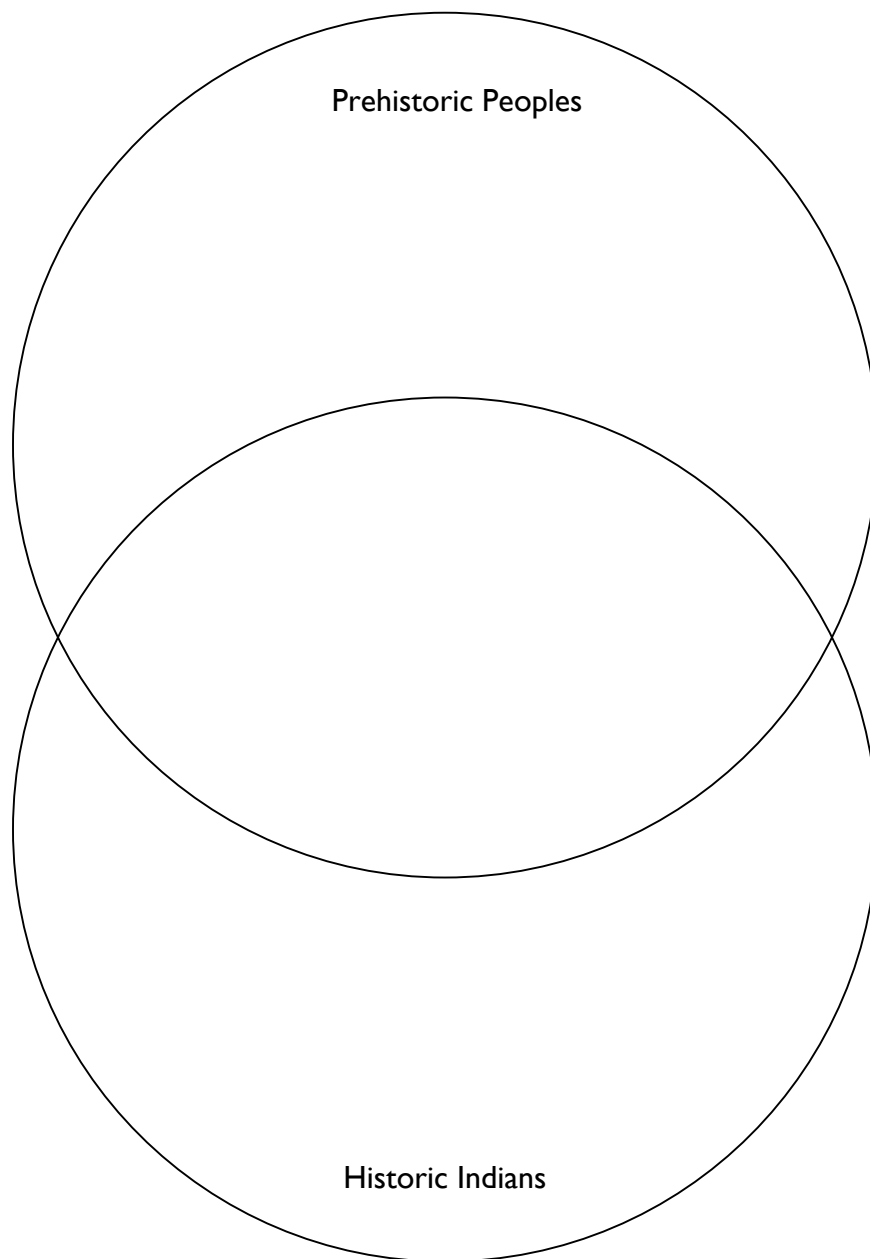


My Conclusions: _____



American Indians Experience Cultural Practices and Products

Compare the similarities and differences between the cultural practices and products of Ohio's Prehistoric Peoples, and the Historic Indians of Ohio.



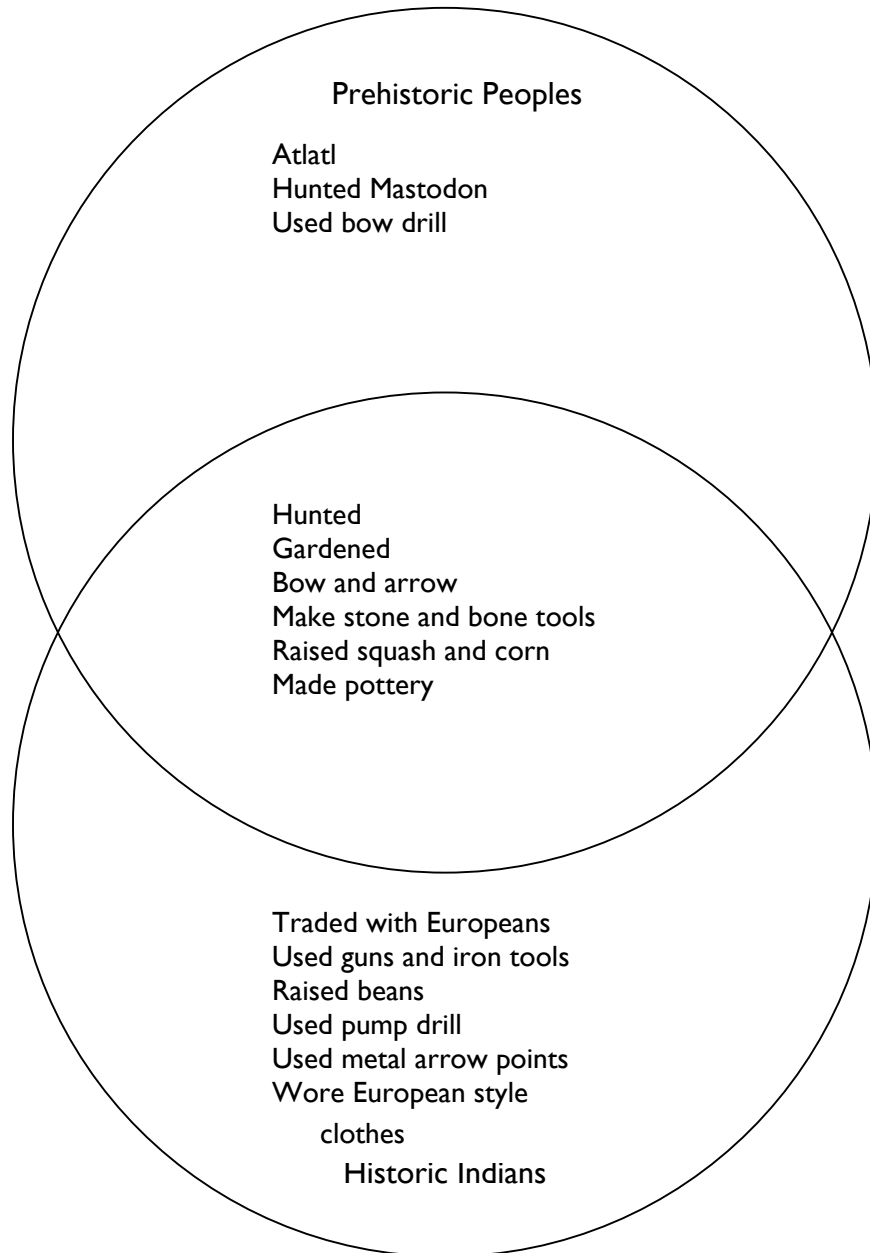
My Conclusions: _____



**American Indians Experience
Cultural Practices and Products**

Venn diagram with some of the possible answers and conclusions

Compare the similarities and differences between the cultural practices and products of Ohio's Prehistoric Peoples, and the Historic Indians of Ohio.



My Conclusions: _____

Ohio History Teachers History-to-Go Van



OHIO HISTORICAL SOCIETY

Ohio Historical Society, Museums and Interpretation Division
1982 Velma Avenue, Columbus, OH 43211-2497

www.ohiohistoryteachers.org www.ohiokids.org www.ohiohistorycentral.org www.ohiohistory.org